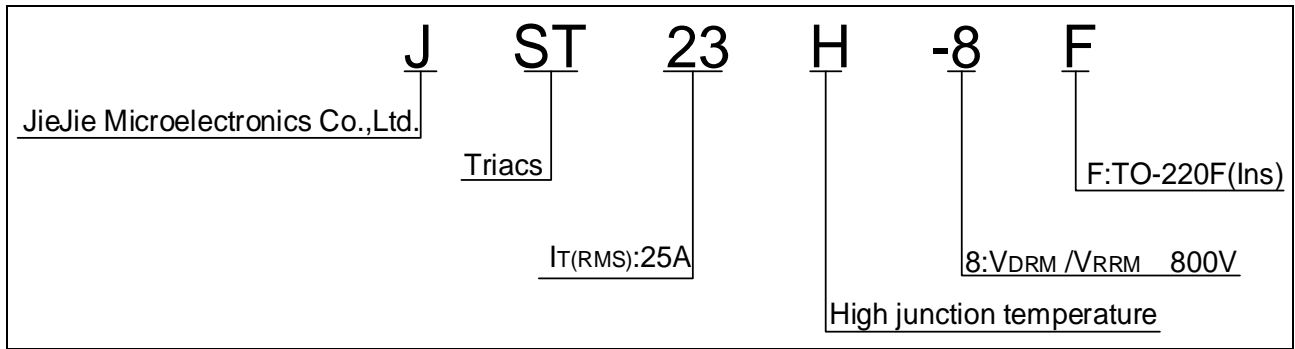




JIEJIE MICROELECTRONICS CO., LTD.

JST23H-8F

ORDERING INFORMATION



MARKING

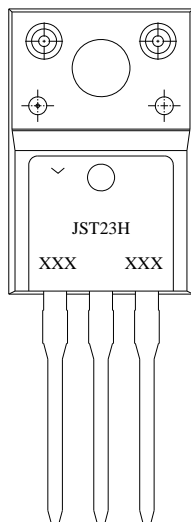


FIG.1: Maximum power dissipation versus RMS on-state current

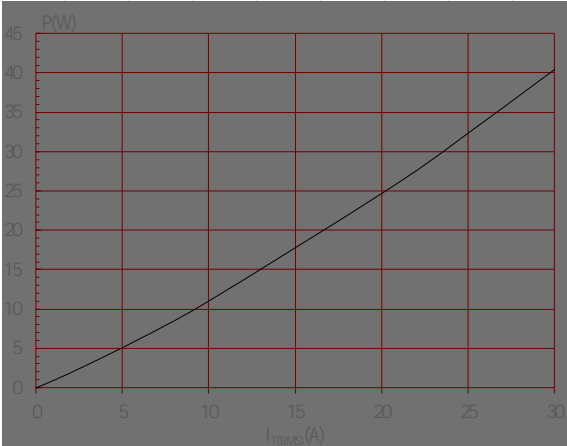
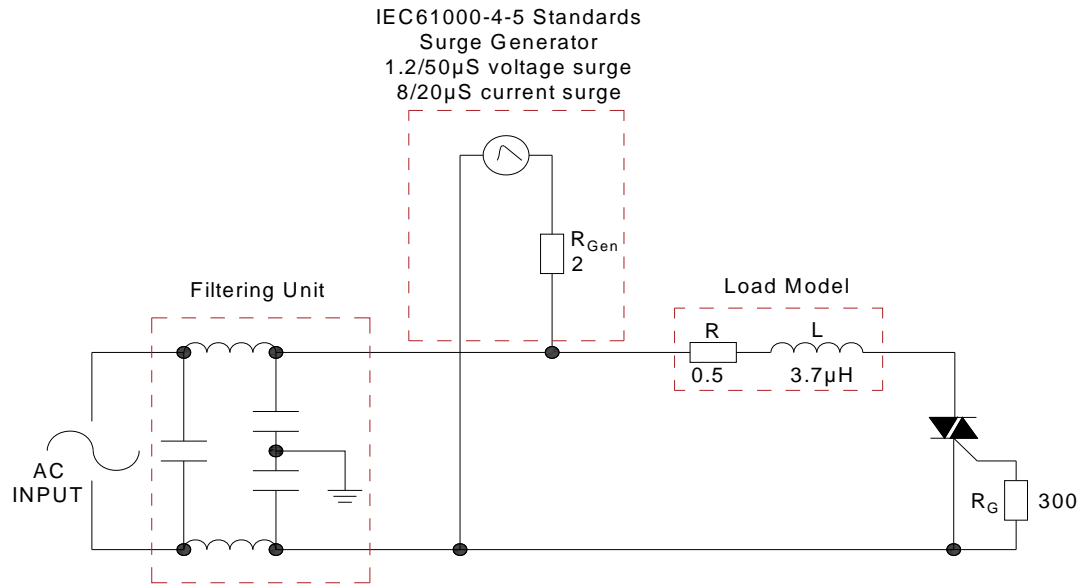


FIG.2: RMS on-state current versus case temperature



FIG.7 Test circuit for inductive and resistive loads to IEC-61000-4-5 standards



LEAD FORMING AND SOLDERING

Refer to the application note “Assembly Instructions for Thyristors in Through-hole Package” released by JieJie Microelectronics.

**ORDERING INFORMATION**

Order code	Voltage V_{DRM}/V_{RRM} (V)	IGT(Ma)	Package	Base qty. (pcs)	Delivery mode
		- -			
JST23H-8F	800	50	TO-220F(Ins)	50	Tube

Document Revision History

Date	Revision	Changes
Apr.11, 2023	A.1.0	Last update
Oct.10, 2025	A.1.1	Revise PACKAGE MECHANICAL DATA

PACKAGE MECHANICAL DATA



Information furnished in this document is believed to be accurate and reliable. However, Jiangsu JieJie Microelectronics Co., Ltd. assumes no responsibility for the consequences of use without consideration for such information nor use beyond it. Information mentioned in this document is subject to change without notice, apart from that when an agreement is signed, Jiangsu JieJie complies with the agreement.

Products and information provided in this document have no infringement of patents. Jiangsu JieJie assumes no responsibility for any infringement of other rights of third parties which may result from use of this document.