



60V 22mΩ N-Ch Power MOSFET

Features

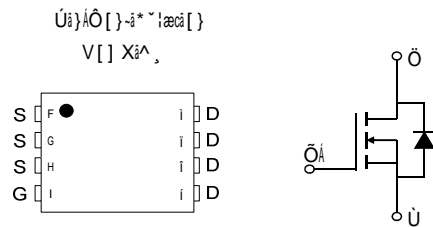
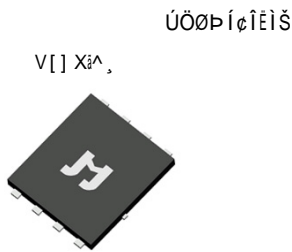
- ~ Š [, ĀÜÖÜÇUÞD
- ~ Š [, ĀÖæcĀĪŌ@æ! * ^
- ~ F€€ĀĀWŌŪĀV^•cĀĀĒF€€ĀĀÜ. V^•cĀĀ
- ~ ÚĀĒ-!^ĀŠ^æĀĀŪæĀ) *
- ~ Pæ[* ^}Ē-!^ĀĀæ}ĀĀŪ [PŪĒ& [{]æ}c

Product Summary

Parameter	Value	Unit
ĀXŌÜ	Ī€	X
ĀXŌÜ;80	FĒĪ	X
ĀŌĀĀÇŌĀXŌÜĀMĀFĒXDĀ ^(F)	GĪ	Œ
ĀÜŌÜ;UÞ;ĀÇŌĀXŌÜĀMĀFĒXD	GG	{ Ω
ĀÜŌÜ;UÞ;ĀÇŌĀXŌÜĀMĀĒĪXD	GĪ	{ Ω

Applications

- ~ Ú [, ĀĪTæ}æ*Ā! { ^}ĀĀ}ĀV^ĀĀ& [{ ĒĀQ}Ā~•cĪæĀĀĒ~c [{ æĀ []ĒĀŌŌ
- ~ T [c [ĪŌĪĀĀ} * ĀĀ}ĀŪ [, ĀĪĀV [[ĒĀŌĒÇ^Ā&ĀĀĒĪŪ [Ā [Ā&•
- ~ Ō~ĪĪ^}ĀŪ , Āc&ĀĀ} * ĀĀ}ĀŌŌÞŌŌĀĒĀĒŌÞŌŌĀĀŪŪŪĀŪ~ĀĒ•^cĀ { •

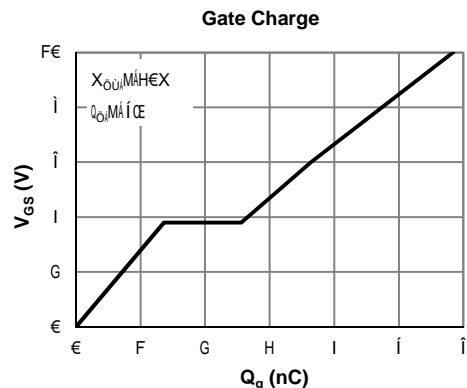
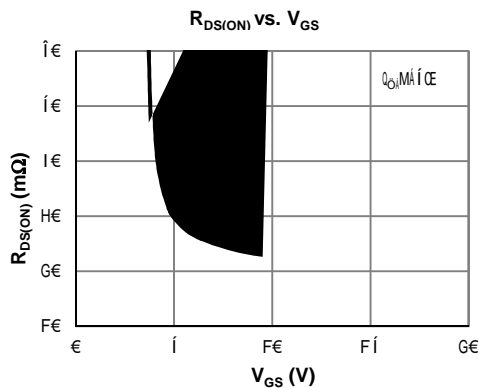



Ordering Information

Device	Package	# of Pins	Marking	MSL	T _J (°C)	Media	Quantity (pcs)
RTŪŠĒĪĤ€ŌĒŌĒFH	ŪŌŌÞĪĀĪĒĪŠ	Ī	ŪŠĒĪĤ€	F	ĒĪĪĀ [ĀFĪ€	FĤĒĪ} & @ĀŪĀ^	Ī€€€

Absolute Maximum Ratings

Parameter	Symbol	Value	Unit
ŌĪæĀ}ĒĀ [ĒŪ [~Ī&ĀX [Īæ*Ā	XŌÜ	Ī€	X
ŌæcĀĒĒĀ [ĒŪ [~Ī&ĀX [Īæ*Ā	XŌÜ	Ī€	X
Ō []Ā} ~ [~•ĪŌĪæĀ} VŌĀMĀGĪ»Ō	Q ₀	GĪ	Œ
Ō~ĪĪ^}ĀŪ ^(F) VŌĀMĀF€€»Ō		FĒĪ	
Ū~ĪĪ^}ĀŪĪŌĪæĀ}ĀŌ~ĪĪ^}ĀŪ ^(G)	Q _{OT}	ĪF	Œ
ŒÇæĀæ} & ĀĀĪŌ}ĀĪ*ĀĀ ^(H)	ŌĒÜ	FĤĒĪ	{ R
Ū [, ĀĪŌĪ•Ī}æĀ []Ā ^(I)	ŪŌ	HĪ	Y
		FĪĒG	
R~}ĀĀ []ĀĀŪĀ [Īæ*ĀĀV^ []ĀĀĀ~ĪĪŪæ} *Ā	V _{RĒĀVŪVŌ}	ĒĪĪĀ [ĀFĪ€	»Ō





Typical Electrical & Thermal Characteristics



Typical Electrical & Thermal Characteristics

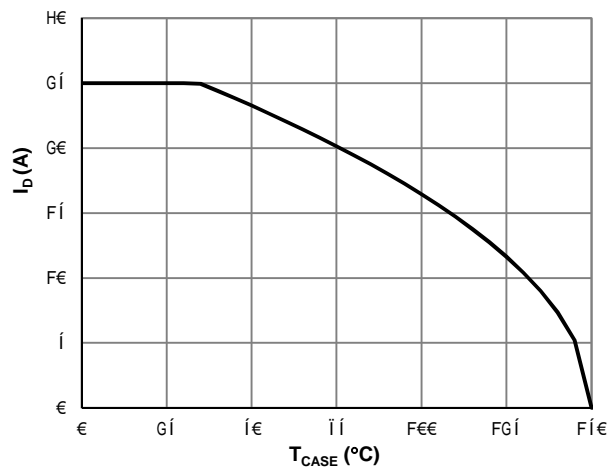


Figure 9: Current De-rating

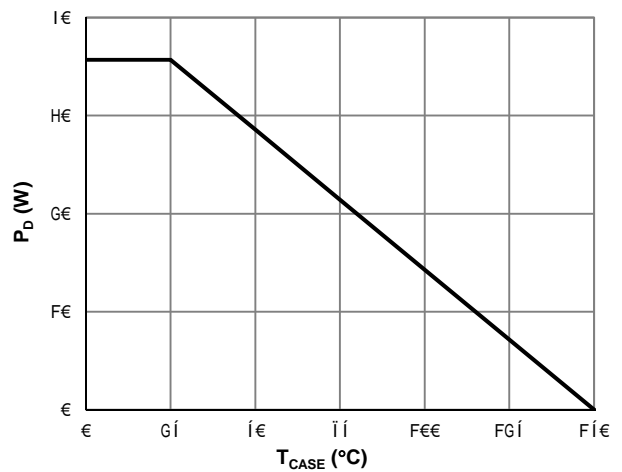


Figure 10: Power De-rating

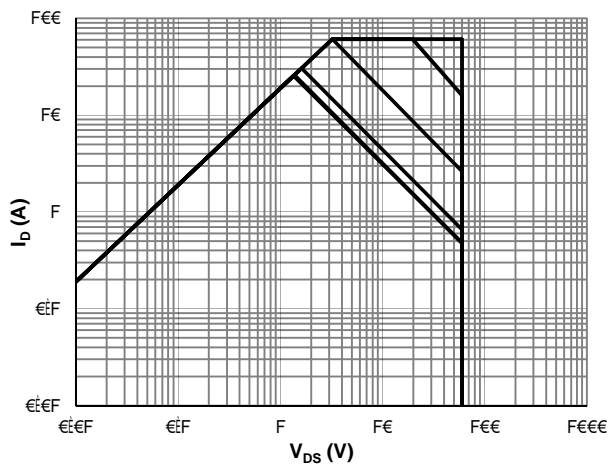
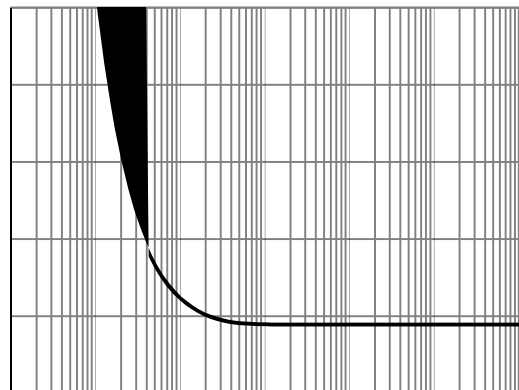
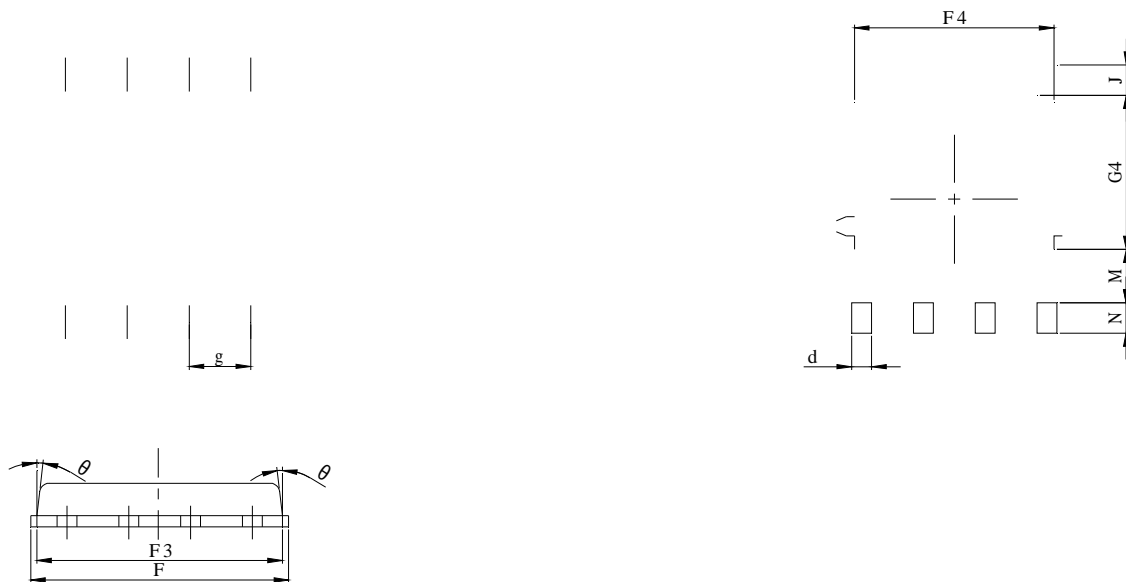


Figure 11: Maximum Safe Operating Area





PDFN5x6-8L Package Information



FKO0	OKP0	OKNNKOGVGT	OCZ0
C	20; 2	3022	3032
d	2053	2063	2073
e	2042	2047	2052
F	7022	7042	7062
F3	60; 7	7027	7037
F4	6022	6032	6042
G	8027	8037	8047
G3	7072	7082	7092
G4	5064	5075	5085
g		3049DUE	
J	2082	2092	20: 2
N	2072	2092	20: 2
M		3045"TGH	
theta	/	/	32Å

Tgeq o o gp fgf"Uqnfgtkpi"Hqqvrtkpv